


Project:	
Type:	
Catalog #:	

### STANDARD



### OPTIONAL



### ILLUMINATION

- Long lasting, efficient, ultra bright white LED lamp heads.
- 1.0 watt (1 LED x 1.0 watt) per head.
- Unique all inclusive lamp, reflector and lens assembly.
- Adjustable LED lamp heads provide up to 50-ft center-to-center spacing with 3-ft path of egress at 12-ft mounting height.

### ELECTRICAL

- Universal 120-277 voltage.
- Charge rate/power "ON" LED indicator light and push-to-test switch for mandated code compliance testing.
- 4.8V maintenance-free, rechargeable nickel metal hydride battery.
- Internal solid-state transfer switch automatically connects the internal battery to LED lamp heads for minimum 90-minute emergency illumination.
- Fully automatic solid-state, two rate charger initiates battery charging to recharge a discharged battery in 24 hours.

### MOUNTING

- Universal knockout pattern on back plate for surface mount.
- Suitable for wall mount.
- Knockout for conduit applications.

### HOUSING

- Injection-molded, engineering grade, 5VA flame retardant, high-impact resistant, thermoplastic in white or black finish.

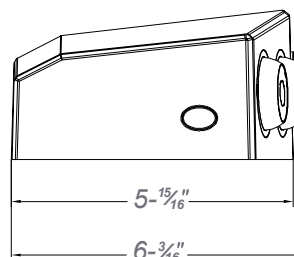
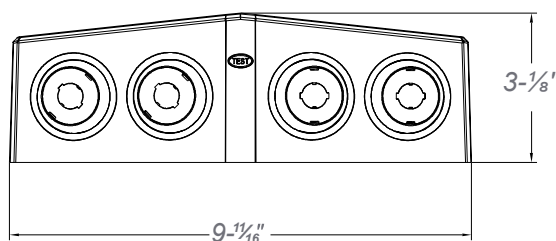
### OPTIONS

- SDT: Self-diagnostic feature performs monthly, biannual, and annual tests to ensure reliable operation and meets electrical and life safety codes.

### WARRANTY / LISTING

- Five year warranty on all electronics and housing. Batteries pro rated for five years.
- UL Listed for damp locations (10°C – 50°C).
- Meets UL924, NFPA 101 Life Safety Code, NEC, OSHA, Local and State Codes.

### DIMENSIONS



### ORDERING INFORMATION

MODEL	HOUSING COLOR	OPTIONS
DEM	W White B Black	SDT Self-Diagnostics

Sample Part Number: **DEMWSDT**

<b>Project:</b>	
<b>Type:</b>	
<b>Catalog #:</b>	

## ELECTRICAL INFORMATION

MODEL	INPUT VOLTAGE (V)	INPUT CURRENT (A)	INPUT POWER (W)
DEM	120-277	0.03	2.0
DEMSDT	120-277	0.03	2.5